

Data Analysis for Prediction of Health in Society

Srisuda Kittisupakorn
skittisu@masonlive.gmu.edu

Abstract—This research focused on how the quality of life affected in term of healthcare, education, and parent’s income. Data analyses review the difference percentage of children without attending school and parent’s income between all unfair district boundaries of Texas and the average district boundaries were statistically significant at the p value were below 0.05 . For health insurance, children 18 and below without health insurance in 2nd, 7th, 18th and 35th of Texas had p value over 0.05, while only some part of district 29th and 33rd of Texas were statistically significant at the p value were below 0.05. We apply Machine learning models to analyse this phenomena.

Index Terms—Life, Insurance, Wealth, Employment, Health

I. INTRODUCTION

Thirty people belong to the yellow party, while others belong to the green party. If the stage needs to divide into five districts, the perfect ideal shall be blue sixty percent for three seats and red forty percent for two seats. It is easy to draw to meet the ideal concept as proportionate outcomes. The two disproportionate outcomes can be divided by two processes. The other process is called Cracking. It is the opposite packed process. It splits up clusters of opposition voters among several districts, so that they will be outnumbered in each district [1] [2] [3] .

A. study area

All those gerrymandered districts have affected policy outcomes. One of policy is state decisions about Medicare and Medicaid. In 2018, Democrats at least 42 percent of the members in both chambers of the legislature made up to expand Medicaid in every state of the United State. The most obvious impacts have been in states where unfair electoral maps have switched control of the legislature from Democrats, who have consistently favored Medicaid expansion, to Republicans, who have often favored rejecting expansion or imposing work requirements. This reason may one factor the children 18 and below without health insurance Democrats’ congressional districts (16.80 percent) were higher than Republicans’ districts (12.61 percent) especially in gerrymandered congressional districts (18.20 percent).

In the last decade, the population of Texas has increased rapidly, growing around 4.3 million, consisting 55 percent are Latinos and about 90 percent are nonwhite. These fast-growing color communities, the demand for representation will be increased also. However, Texas Republicans believe that adding the representatives are not suitable because it is probably going to be significant fights about whether they are obligated to do that under the Voting Rights Act and other laws. In 2022, majority people believe that the congressional

seat in Texas is going to increase from 36 seats to 39 seats depending on who controls the U.S. House of Representatives [14]. Health insurance price based on different age is recognised by ML models based on online information [4]–[11] [12] [7] [1], [2] [13], [14].

B. Quality of life

Generally, employers that evaluate the aspects of economical, socio-cultural, political environment, services of health care, education, transport, public sector as well as supply of products and services, aspects of natural conditions are used as indicators for evaluating and comparing people’s quality of life in different countries. Employers analyse applicant data based on Social media and Social activities to find high economic level [15]–[31]. However, no research set criteria for studying the effect of gerrymandering on quality of life. This is because each of indicators has other external factors that affect both directly and indirectly on each indicator as well. Therefore, this research focuses on only the top three ranks of indicators of quality of life (material welfare (according to GNP), health and political stability and safety) for applying and analysis of the effects of gerrymandering in Texas.

Education is the fundamental driving factor of individual economic mobility and employability. If education level of majority of the country’s students is higher, students will be active citizens. They become more participate in community organizations. The political developments continue to advance towards fairness and stability. Gerrymandered zone also affects educational policy of state to control funding for schools. According to educational gerrymandering of Michigan, North Carolina, Pennsylvania and Wisconsin, the governors who were Democrats, proposed to increase funding for low-income districts or support early childhood, but the legislators that the majority seats are Republicans approved low funding for school. For Texas, it may suspect why districts, which vote for Democrats, still have many teenage without enrolling schools in the same way.

C. Methods

The first methodology of this research was studying on the gerrymandering and quality of life. The state was selected for case study base on concerning congressional district and gerrymandering rank. Third, the key data were identified solving the relationship between gerrymandering and quality of life. The volume, types, sources, and quality were considered in this part. After the data collection was cleaned, statistical analysis could begin. These datasets were retrieved from the Census

Fig. 1. Figure 8

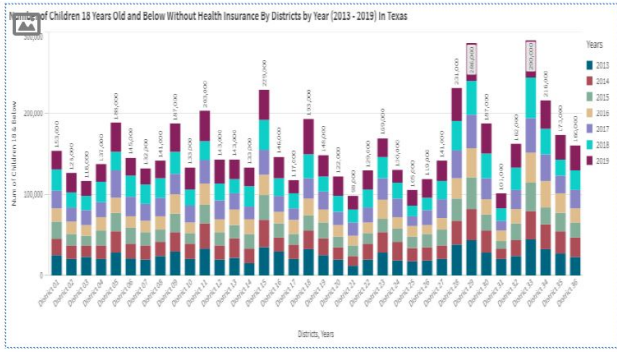


Fig. 2. Figure 9

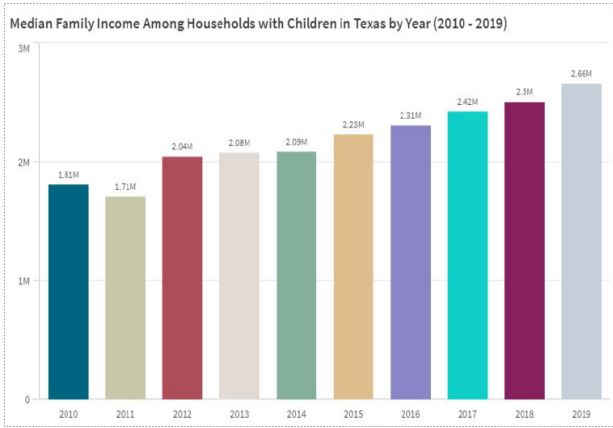


Fig. 3. Figure 10

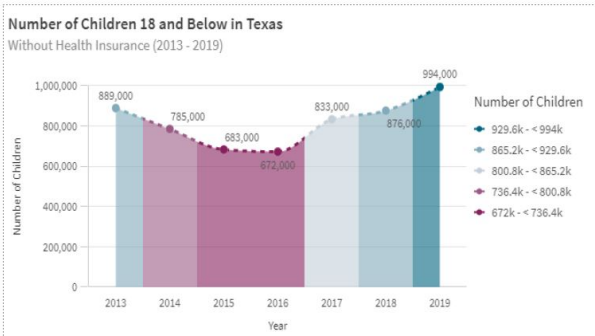


Fig. 4. Figure 11

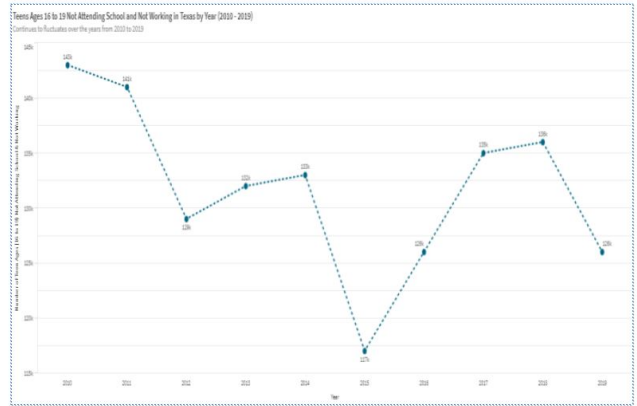


Fig. 5. Figure 7

Year	2015	2016	2017	2018	2019
Average	7.61	7.97	8.43	8.36	7.58
District 02	3.00	4.00	4.00	6.00	8.00
District 07	5.00	NA	NA	8.00	8.00
District 18	11.00	12.00	11.00	10.00	11.00
District 29	11.00	10.00	11.00	11.00	9.00
District 33	10.00	10.00	12.00	12.00	10.00
District 35	8.00	8.00	9.00	14.00	10.00

Bureau’s developing data and Kids Count Data Center that are publicly dissemination platform.

It contained many attributes such as population, election vote results, congressional districts area, health insurance, inspection results, poverty, education, employment, and income of Texas. These datasets were obtained as a CSV file, which made it easier to load into various tools. The

datasets represented an inspection that occurred between 2010 and 2019. Thus, this research can retrieve an abundance of information regarding the effect of gerrymandering on quality of life in Texas.

D. results

All 10 redistricting events that took place in Texas in the decades between 1973 and 2013. The recent congressional district boundary was set up in 2013 (congress 113th). The seats of Texas gain 4 seats from 32 (Republican 23 and Demarcation 9) to 36 seats (Republican 24 and Demarcation 12). According to shape of boundary, people have suspected gerrymandering on 2nd, 7th, 18th, 29th, 33rd and 35th congressional district of Texas. Most of those congressional districts were the seats of Demarcation in the recent election (congress 177th) with the voted over 65 percent except congestion district 2nd of Texas where people voted Republican.

REFERENCES

[1] S. H. Bae, H. Shin, H.-Y. Koo, S. W. Lee, J. M. Yang, and D. K. Yon, “Asymptomatic transmission of SARS-CoV-2 on evacuation flight,” *Emerging Infectious Diseases*, vol. 26, pp. 2705–2708, Nov. 2020.

- [2] E. M. Choi, D. K. Chu, P. K. Cheng, D. N. Tsang, M. Peiris, D. G. Bausch, L. L. Poon, and D. Watson-Jones, "In-flight transmission of SARS-CoV-2," *Emerging Infectious Diseases*, vol. 26, pp. 2713–2716, Nov. 2020.
- [3] M. Heidari, J. H. J. Jones, and O. Uzuner, "Offensive behaviour detection on social media platforms by using natural language processing models," 2021.
- [4] S. Zad, M. Heidari, J. H. J. Jones, and O. Uzuner, "Emotion detection of textual data: An interdisciplinary survey," in *IEEE 2021 World AI IoT Congress, AIIoT2021*, 2021.
- [5] A. Adekunle, M. Meehan, D. Rojas-Alvarez, J. Trauer, and E. McBryde, "Delaying the COVID-19 epidemic in australia: evaluating the effectiveness of international travel bans," *Australian and New Zealand Journal of Public Health*, vol. 44, pp. 257–259, July 2020.
- [6] M. Heidari, S. Zad, B. Berlin, and S. Rafatirad, "Ontology creation model based on attention mechanism for a specific business domain," in *IEEE 2021 International IOT, Electronics and Mechatronics Conference, IEMTRONICS 2021*, 2021.
- [7] M. Bielecki, D. Patel, J. Hinkelbein, M. Komorowski, J. Kester, S. Ebrahim, A. J. Rodriguez-Morales, Z. A. Memish, and P. Schlagenhauf, "Air travel and COVID-19 prevention in the pandemic and peripandemic period: A narrative review," *Travel Medicine and Infectious Disease*, vol. 39, p. 101915, Jan. 2021.
- [8] M. Heidari and J. H. Jones, "Using bert to extract topic-independent sentiment features for social media bot detection," in *2020 11th IEEE Annual Ubiquitous Computing, Electronics Mobile Communication Conference (UEMCON)*, pp. 0542–0547, 2020.
- [9] M. Chinazzi, J. T. Davis, M. Ajelli, C. Gioannini, M. Litvinova, S. Merler, A. P. y Piontti, K. Mu, L. Rossi, K. Sun, C. Viboud, X. Xiong, H. Yu, M. E. Halloran, I. M. Longini, and A. Vespignani, "The effect of travel restrictions on the spread of the 2019 novel coronavirus (COVID-19) outbreak," *Science*, vol. 368, pp. 395–400, Mar. 2020.
- [10] S. Zad, M. Heidari, J. H. J. Jones, and O. Uzuner, "A survey on concept-level sentiment analysis techniques of textual data," in *IEEE 2021 World AI IoT Congress, AIIoT2021*, 2021.
- [11] M. Heidari and S. Rafatirad, "Using transfer learning approach to implement convolutional neural network model to recommend airline tickets by using online reviews," in *2020 15th International Workshop on Semantic and Social Media Adaptation and Personalization (SMA)*, pp. 1–6, 2020.
- [12] M. Heidari, J. H. J. Jones, and O. Uzuner, "Misinformation detection model to prevent spread of the covid-19 virus during the pandemic," 2021.
- [13] N. C. Khanh, P. Q. Thai, H.-L. Quach, N.-A. H. Thi, P. C. Dinh, T. N. Duong, L. T. Q. Mai, N. D. Nghia, T. A. Tu, L. N. Quang, T. D. Quang, T.-T. Nguyen, F. Vogt, and D. D. Anh, "Transmission of SARS-CoV 2 during long-haul flight," *Emerging Infectious Diseases*, vol. 26, pp. 2617–2624, Nov. 2020.
- [14] T. W. Russell, J. T. Wu, S. Clifford, W. J. Edmunds, A. J. Kucharski, and M. Jit, "Effect of internationally imported cases on internal spread of COVID-19: a mathematical modelling study," *The Lancet Public Health*, vol. 6, pp. e12–e20, Jan. 2021.
- [15] S. Chen, S. Owusu, and L. Zhou, "Social network based recommendation systems: A short survey," in *2013 International Conference on Social Computing*, pp. 882–885, 2013.
- [16] S. Lin, C. Liu, and Z.-K. Zhang, "Multi-tasking link prediction on coupled networks via the factor graph model," in *IECON 2017 - 43rd Annual Conference of the IEEE Industrial Electronics Society*, pp. 5570–5574, 2017.
- [17] M. Heidari, J. H. J. Jones, and O. Uzuner, "Deep contextualized word embedding for text-based online user profiling to detect social bots on twitter," in *IEEE 2020 International Conference on Data Mining Workshops (ICDMW)*, ICDMW 2020, 2020.
- [18] Y. Chu, F. Huang, H. Wang, G. Li, and X. Song, "Short-term recommendation with recurrent neural networks," in *2017 IEEE International Conference on Mechatronics and Automation (ICMA)*, pp. 927–932, 2017.
- [19] C. Yang, X. Chen, T. Song, B. Jiang, and Q. Liu, "A hybrid recommendation algorithm based on heuristic similarity and trust measure," in *2018 17th IEEE International Conference On Trust, Security And Privacy In Computing And Communications/ 12th IEEE International Conference On Big Data Science And Engineering (TrustCom/BigDataSE)*, pp. 1413–1418, 2018.
- [20] S. Ji and J. Liu, "Interpersonal ties and the social link recommendation problem," in *2019 6th International Conference on Systems and Informatics (ICSAI)*, pp. 456–462, 2019.
- [21] M. Heidari and S. Rafatirad, "Bidirectional transformer based on online text-based information to implement convolutional neural network model for secure business investment," in *IEEE 2020 International Symposium on Technology and Society (ISTAS20)*, ISTAS20 2020, 2020.
- [22] J. Wang, H. Song, and X. Zhou, "A collaborative filtering recommendation algorithm based on biclustering," in *2015 IEEE International Conference on Cyber Technology in Automation, Control, and Intelligent Systems (CYBER)*, pp. 803–807, 2015.
- [23] S. Chen, S. Owusu, and L. Zhou, "Social network based recommendation systems: A short survey," in *2013 International Conference on Social Computing*, pp. 882–885, 2013.
- [24] M. Heidari and S. Rafatirad, "Semantic convolutional neural network model for safe business investment by using bert," in *IEEE 2020 Seventh International Conference on Social Networks Analysis, Management and Security, SNAMS 2020*, 2020.
- [25] A. Gatzoura, J. Vinagre, A. M. Jorge, and M. Sánchez-Marrè, "A hybrid recommender system for improving automatic playlist continuation," *IEEE Transactions on Knowledge and Data Engineering*, vol. 33, no. 5, pp. 1819–1830, 2021.
- [26] Z. Liao, Y. Song, Y. Huang, L.-w. He, and Q. He, "Task trail: An effective segmentation of user search behavior," *IEEE Transactions on Knowledge and Data Engineering*, vol. 26, no. 12, pp. 3090–3102, 2014.
- [27] M. Heidari, J. H. J. Jones, and O. Uzuner, "An empirical study of machine learning algorithms for social media bot detection," in *IEEE 2021 International IOT, Electronics and Mechatronics Conference, IEMTRONICS 2021*, 2021.
- [28] C.-Y. Chi, Y.-S. Wu, W.-r. Chu, D. C. Wu, J. Y.-j. Hsu, and R. T.-H. Tsai, "The power of words: Enhancing music mood estimation with textual input of lyrics," in *2009 3rd International Conference on Affective Computing and Intelligent Interaction and Workshops*, pp. 1–6, 2009.
- [29] A. Gatzoura, J. Vinagre, A. M. Jorge, and M. Sánchez-Marrè, "A hybrid recommender system for improving automatic playlist continuation," *IEEE Transactions on Knowledge and Data Engineering*, vol. 33, no. 5, pp. 1819–1830, 2021.
- [30] H. Yang, C. He, H. Zhu, and W. Song, "Prediction of slant path rain attenuation based on artificial neural network," in *2000 IEEE International Symposium on Circuits and Systems (ISCAS)*, vol. 1, pp. 152–155 vol.1, 2000.
- [31] M. Heidari, S. Zad, and S. Rafatirad, "Ensemble of supervised and unsupervised learning models to predict a profitable business decision," in *IEEE 2021 International IOT, Electronics and Mechatronics Conference, IEMTRONICS 2021*, 2021.